



# Disappearing Tulips



Created By: TheDabblingSpeechie

Graphics by: [mycutegraphics](#) & [Ashley Hughes](#)



## Disappearing Tulips Math Game

This is a twist on a popular math game “Disappearing Trains” with a Spring-Time Theme. I found this game on this blog [Mrs.Giglio’s Math](#) and thought it would be fun to create a game for Spring.

**Concept:** Number operations ( + and -). Teaches vocabulary concepts *more/less, most/least, take away/add.*

**Players:** 2 or more

**Materials:** Blank die (or cube) with the sides marked -1, -2, -3, -1, -2, +3 or you can use my template make your own die.

Use up to 24 tulips, disappearing tulips game mats (one for 10 and the other is for 20 pots).






**Directions:** Explain the ( - ) and ( + ) signs on the cube: the minus sign before a number means “take away” (or subtract) that many objects and the plus sign before the one number means “put together” or add that many objects.

Players put tulips on their game mats. They take turns rolling the die (or cube) and removing (or adding) as many tulips from their pots as the number on the cube indicates.



The game ends when the last tulip disappears. Players must roll the exact number needed to make the tulip disappear. If one tulip is left, the player needs to roll a -1 to finish.

*Option:* A non-competitive version of this game might be to work together on one tulip pot mat, (alternating turns rolling the die) to make it disappear. *This game can also be played to reinforce any speech or language activity.*

# Disappearing Tulips



# Disappearing Tulips





Tulips for the 20 pot game mat

